



2026

JANUARY 22-24

**CLIFF LODGE
SNOWBIRD, UTAH**

**ADVANCED
SHOULDER
ARTHROPLASTY
MEETING**



ASAP

ARTHROPLASTY ELEVATED

WORKSHOPS, GUEST LECTURES,
PANEL DISCUSSIONS, RE-LIVE
SURGERIES, CME CREDIT

CO-DIRECTORS

George S. Athwal, MD
Jay D. Keener, MD
Robert Z. Tashjian, MD

SCIENTIFIC COMMITTEE

Derek Cuff, MD
Mark A. Frankle, MD
Lawrence V. Gulotta, MD
Howard D. Routman, DO
Joaquin Sanchez-Sotelo, MD
John Sperling, MD

FACULTY

Alex Aleem, MD
George S. Athwal, MD
Yousif Atwan, MD
John Barlow, MD
John Bell, MD
Julie Bishop, MD
Pascal Boileau, MD
Peter N. Chalmers, MD
Ruth Delaney, MD
Giovanni Di Giacomo, MD
David Dines, MD
Thomas R. Duquin, MD
Charles L. Getz, MD
Robert Gillespie, MD
Deborah Higgs, MD

Jason Hsu, MD
John Itamura, MD
Andrew Jawa, MD
Chunyan Jiang, MD
Christopher Joyce, MD
Jay D. Keener, MD
Christopher Klifto, MD
Alexandre Lädermann, MD
Thibault Lafosse, MD
Peter Lapner, DO
William N. Levine, MD
Jonathan C. Levy, MD
Andy McBride, MD
Philippe Moroder, MD
Surena Namdari, MD

Lionel Neyton, MD
Gregory P. Nicholson, MD
Brad Parsons, MD
Eric Ricchetti, MD
Paul Sethi, MD
Uma Srikumaran, MD
Robert Z. Tashjian, MD
Thomas Throckmorton, MD
Philippe Valenti, MD
Jon "JP" Warner, MD
Karl Wieser, MD
Jean-David "JD" Werthel, MD
Jae Chul Yoo, MD
Ben M. Zmistowski, MD
Matthias Zumstein, MD



ADVANCED SHOULDER ARTHROPLASTY

Welcome,

The Advanced Shoulder ArthroPlasty (ASAP) Meeting warmly welcomes all participants to the fifth ASAP Meeting in beautiful Snowbird, Utah!

Our goal and mission is to be the ultimate international shoulder arthroplasty course educating surgeons on all aspects of shoulder arthroplasty from simple to complex. We are emphasizing practicality – surgeons learning not only the theory of shoulder arthroplasty but actual surgical techniques and practical treatment algorithms through video instruction, re-live surgery, workshops, case presentations and faculty discussions. We will present cutting-edge information while still keeping the focus on helping to solve practical clinical problems for the shoulder arthroplasty surgeon over 3-days of world-class education.

We would like to thank all attendees for your interest and support of this outstanding meeting. We appreciate your feedback on the course. We have used comments from our initial meeting to improve the quality of the content of the current meeting and look forward to your comments and suggestions to assist with planning our next meeting. We are confident you will find the ASAP Meeting a worthwhile learning experience that will enhance your practice and patient care. We encourage you to take advantage of the many amenities that Snowbird has to offer. Please let us know if we may be of assistance.

Sincerely,


Course Chairmen



George S. Athwal, MD
gsathwal@hotmail.com



Jay Keener, MD
keenerj@wustl.edu



Robert Z. Tashjian, MD
robert.tashjian@hsc.utah.edu



Jointly Sponsored By

The University of Utah Department of Orthopaedics and Advanced Shoulder ArthroPlasty Seminars

www.asapmeeting.org

TABLE OF CONTENTS

General Information.....	01	Workshops.....	12
Faculty.....	02	Commercial Sponsors.....	13
CME Information.....	04	Exhibitors and Booths.....	14
BeeMed.....	05	Exhibit Hall - Workshop Map.....	15
Conference Agenda.....	06	Suppliers.....	19

ASAP GENERAL INFORMATION

ACCOMMODATIONS AND HOTEL CHECK-IN

The ASAP meeting will be held at the Cliff Lodge at Snowbird. Please call reservations to book your rooms. 800-453-3000. Let them know you are with the ASAP Meeting. **Check in time is 4PM** but guests will be accommodated for early arrival upon availability.

BREAKFAST/BREAKS/LUNCH

All food and beverages will be served in the Exhibit Areas. Food functions are for course participants only. Only those with Meeting Badges will be allowed in the General Session Ballrooms and the eating areas.

COURSE REGISTRATION – MEZZANINE LOBBY

Registration will begin on Wednesday, January 21st from 4-8:00pm at the Registration Desk in the Mezzanine Lobby.

DRESS

The dress code for this meeting is casual. Please dress comfortably for the meeting.

GROUND TRANSPORTATION

Transportation is provided by Alta/Snowbird Shuttle and their 801-274-0225. Toll Free: 866-274-0225
Website: Altasnowbirdshuttle.com

Group code: **ASAP2026**. More information on transportation between resorts is available at asapmeeting.org/housing-and-travel/.

SKI LIFT TICKETS AND RENTALS

Lift Tickets and rentals can be purchased online at pass.snowbird.com or at the ticket office in The Cliff Lodge. Online ticket purchases can also be picked up with your confirmation email/QR code at any of the pick-up boxes throughout the resort. Make sure to use our group code **"GRPASAP26"** for up to 20% off regular online pricing.

VENUE

The course location is at the Snowbird Cliff Lodge, 9320 Cliff Lodge Dr., Snowbird, Utah 84092 – 800-453-3000.

We look forward to seeing you and hope you will find your stay both educational and enjoyable. If you have any questions, please contact Danielle Baza, at 801-587-7066 or danielle.baza@hsc.utah.edu.

ASAP WIFI
SSID: ASAP Meeting 2026 Password: ASAP2026

ASAP SCIENTIFIC COMMITTEE



Derek Cuff, MD
Venice, FL



Mark A. Frankle, MD
Tampa, FL




Lawrence Gulotta, MD
New York, NY



Joaquin Sanchez-Sotelo, MD
Rochester, MN



John Sperling, MD
Rochester, MN



Howard D. Routman, DO
Palm Beach, FL

ASAP FACULTY




Alex Aleem, MD
St. Louis, MO



George S. Athwal, MD
Ontario, Canada



Yousif Atwan, MD
Ontario, Canada



John Barlow, MD
Rochester, MN




John Bell, MD
Lebanon, NH



Julie Bishop, MD
Columbus, OH



Pascal Boileau, MD
Nice, France




Peter N. Chalmers, MD
Salt Lake City, UT



Ruth Delaney, MD
Dublin, Ireland




Giovanni Di Giacomo, MD
Rome, Italy



David Dines, MD
New York, NY




Thomas R. Duquin, MD
Buffalo, NY



Robert Gillespie, MD
Cleveland, OH




Deborah Higgs, MD
London, UK



Jason Hsu, MD
Seattle, WA




John Itamura, MD
Los Angeles, CA



Andrew Jawa, MD
Boston, MA



Chunyan Jiang, MD
Beijing, China



Christopher Joyce, MD
Salt Lake City, UT



Jay Keener, MD
St. Louis, MO



Christopher Klifto, MD
Durham, NC



Alexandre Lädemann, MD
Geneva, Switzerland



Thibault Lafosse, MD
Annecy, France



Peter Lapner, MD
Ontario, Canada



William N. Levine, MD
New York, NY



Jonathan C. Levy, MD
Ft. Lauderdale, FL



Andy McBride, MD
QLD, Australia




Philippe Moroder, MD
Zurich, Switzerland



Surena Namdari, MD
Philadelphia, PA



Lionel Neyton, MD
Lyon, France



Gregory P. Nicholson, MD
Chicago, IL



Brad Parsons, MD
New York, NY




Eric Ricchetti, MD
Cleveland, OH



Paul Sethi, MD
Greenwich, CT



Uma Srikumaran, MD
Columbia, MD



Robert Z. Tashjian, MD
Salt Lake City, UT



Thomas "Quin" Throckmorton, MD
Memphis, TN



Philippe Valenti, MD
Paris France



Jon "JP" Warner, MD
Boston, MA




Jean-David "JD" Werthel, MD
Boulogne-Billancourt, France



Karl Wieser, MD
Zurich, Switzerland



Jae Chul Yoo, MD
Seoul, South Korea



Ben Zmistowski, MD
St. Louis, MO



Matthias Zumstein, MD
Bern, Switzerland

TARGET AUDIENCE

Orthopaedic surgeons, residents, fellows, surgical assistants and other healthcare professionals whose scope of practice includes arthroplasty of the shoulder.

STATEMENT OF NEED

Demand for shoulder arthroplasty is increasing. This demand has direct implications on the necessity for qualified surgeons to meet the needs of our populations. With increasing rates of primary surgeries and therefore revisions, the need for advanced training in complex shoulder arthroplasty is required to optimize patient outcomes and minimize complications. Overall, better shoulder arthroplasty education is needed to meet the needs of patients and surgeons alike.

Currently, the resources for shoulder arthroplasty education are limited. Training courses exist although most of these courses are devoted to all aspects of shoulder surgery with limited focus on arthroplasty and revision. Consequently, a gap in education exists – specifically advanced training in shoulder arthroplasty.

ACCREDITATION

The University of Utah School of Medicine is accredited by the Accreditation Council for Continuing Medical Education (ACCME) to provide continuing medical education for physicians.

AMA CREDIT

The University of Utah School of Medicine designates this live activity for a maximum of 22.25 AMA PRA Category 1 Credit(s)™. Physicians should claim only the credit commensurate with the extent of their participation in the activity.

CME Passport: The CME credits that physicians earn from this activity will be submitted to ACCME's CME Passport, a free, centralized web application where you can create a personalized account to view, track, and generate transcripts of your reported CME credit. Please contact UUCME (CME.Office@hsc.utah.edu) with any questions.

All attendees are encouraged to use the CME system to claim their attendance. Physicians will be awarded AMA PRA Category 1 credits™; all other professions will be awarded attendance at a CME event credit that they may use for their re-credentialing purposes. Nurses seeking contact hours must claim through the CME system. All users will be able to print or save certificates. For questions regarding the CME system, please contact the UUCME Office. For questions regarding re-credentialing process or requirements, please contact your re-credentialing organization.

NONDISCRIMINATION AND DISABILITY ACCOMMODATION STATEMENT:

The University of Utah does not exclude, deny benefits to or otherwise discriminate against any person on the basis of race, color, national origin, ethnicity, sex, disability, age, veteran's status, religion, gender identity, gender expression, pregnancy or pregnancy-related conditions, genetic information, or sexual orientation in admission to or participation in its programs and activities. Reasonable accommodations will be provided to qualified individuals with disabilities upon request, with reasonable notice. Requests for accommodations or inquiries or complaints about University nondiscrimination and disability/access policies may be directed to the Director, OEO/AA, Title IX/Section 504/ADA Coordinator, 383 University Street, Level One OEO Suite, Salt Lake City, UT 84112, 801-581-8365 (Voice/TTY), 801-585-5746 (Fax).

DISCLAIMER FOR ALL PROGRAMS

The methods, techniques and procedures demonstrated and the views and opinions expressed by the speakers, presenters and faculty are their own, and do not necessarily represent those of ASAP, nor does presentation on the program represent or constitute endorsement of promotion by ASAP. The information provided in this CME activity is for continuing medical education purposes only and is not meant to substitute for the independent medical judgment of a health care provider relative to the diagnostic, management, and treatment options of a specific patient's medical condition.

SPEAKER AND PLANNING COMMITTEE DISCLOSURE SUMMARY:

The University Of Utah School Of Medicine Continuing Medical Education Office meets the ACCME expectations regarding the identification and resolution of conflicts of interest that arise from financial relationships with commercial interests.

Financial relationships are those relationships in which the individual benefits by receiving a salary, royalty, intellectual property rights, consulting fee, honoraria, ownership interest (e.g., stocks, stock options or other ownership interest, excluding diversified mutual funds), or other financial benefit. Financial benefits are usually associated with roles such as employment, management position, independent contractor (including contracted research), consulting, speaking and teaching, membership or advisory committees or review panels, board membership, and other activities from which remuneration is received, or expected. We consider relationships of the person involved in the CME activity to include financial relationships of a spouse or partner.

Everyone in control of content, including all speakers and planners are expected to disclose any relevant financial relationships in any amount within the past 12 months. Speakers are also expected to openly disclose intent to discuss any off-label, experimental, or investigational use of drugs, devices, or equipment in their presentations.

No one in The University of Utah Continuing Medical Education Office in control of content for the course has any relevant financial relationship with commercial products or services discussed during this conference.



Access the Advanced Shoulder ArthroPlasty Meeting 2026 virtual platform

Engage in the Q&A, interact with other participants, access all event related content, and much more!

1

Scan the QR code



Download the "EventSpace" app by clicking on the relevant download button



& open the app

2

Click "Get Started", then "Email me a magic link"

Type in your email address (the same one you used for registration)
& confirm.

3

Check your inbox from your device.

You will receive an email, which includes a code / a link to activate your account (check your spam folder if this did not arrive in your main inbox). Then, follow the instructions on screen to access the event.

Prefer to access the ASAP virtual platform directly on your browser?

To access all features of the 2026 ASAP platform, we recommend downloading the mobile app. However, if you prefer not to download the app, you can access the web version by scanning the QR code, and following steps 2-3

THURSDAY, JANUARY 22 - ANATOMIC SHOULDER ARTHROPLASTY

6:00 - 6:30a	BREAKFAST
6:30 - 6:45a	Welcome Faculty and Introduction <i>Athwal, Keener, Tashjian</i>
	Session 1: Jerry of the Day <i>Zmistowski, Valenti</i>
6:45 - 6:52a	An update on TSA survivability: What the registries are reporting <i>McBride</i>
6:52 - 6:59a	Optimizing Patients Pre-Operatively: Social Media Hype versus the Evidence Behind Supplements, Vitamins and Sugar Pills <i>Barlow</i>
6:59 - 7:06a	Pushing the limits with Outpatient Arthroplasty: Fractures, Revisions, more? <i>Throckmorton</i>
7:06 - 7:13a	Perioperative Pain Management: Local. Regional & Hypnotism <i>Bishop</i>
7:13 - 7:20a	Anatomic Arthroplasty: I am doing more and more <i>Sperling</i>
7:20 - 7:27a	Primary OA: What pushes me to do a Reverse <i>Wieser</i>
7:27 - 7:34a	Stemless TSA: Don't Make My Mistakes <i>Warner</i>
7:34 - 7:41a	We still need humeral stems: Its not the years, it's the mileage <i>Parsons</i>
7:41 - 7:50a	Audience Discussion
7:50 - 8:15a	Panel 1: The Young Active Patient with OA - Ready for Surgery <i>Namdari</i> <i>Panelist: Hsu, Srikumaran, Lafosse, Throckmorton, Valenti</i>
8:15 - 8:30a	Break
	Session 2: Learning is important, but skiing is importanter <i>Cuff, Dines</i>
8:30 - 8:37a	Upcoming Research: High side Ream versus Augment for B2s <i>Getz</i>
8:37 - 8:44a	TSA Bearing Surfaces: What's New in the World and What works? <i>Atwan</i>
8:44 - 8:51a	Cemented All Poly Glenoids: My high school sweetheart <i>Neyton</i>
8:51 - 8:58a	Hybrid Glenoids: I Promise to Love you Forever <i>Dines</i>
8:58 - 9:05a	Inset Glenoids: Say Hello to my Little Friend <i>Gillespie</i>
9:05 - 9:12a	Inlay, Not Inset.... Shaken, Not Stirred <i>Nicholson</i>
9:12 - 9:19a	The convertible glenoid in TSA: You did it! Congratulations! <i>Gulotta</i>
9:19 - 9:26a	Forget The Glenoid: Pi-Rho-Car-Bahn <i>Aleem</i>
9:26 - 9:35a	Audience Discussion
9:35 - 10:00a	Panel 2: Glenoid and Humeral Deformity Cases <i>Sanchez</i> <i>Panelist: Atwan, Dines, Getz, Itamura, Bishop</i>
10:00 - 10:10a	Relive Surgery - Anatomic TSA with Robotic Assistance <i>Klifton</i>
10:10 - 10:20a	Relive Surgery - Anatomic TSA with Inset Glenoid <i>Gillespie</i>
10:20 - 10:30a	Relive Surgery - Anatomic TSA with Augmented Glenoid <i>Athwal</i>
10:30 - 11:00a	Break
11:00 - 11:30a	Industry Session #1: Stryker (30MIN)
11:30 - 12:00p	Industry Session #2: Shoulder Innovations (30MIN TO 12:00)
12:00 - 15:00p	Mid-day Break (Please check out our Sponsors Workshops and visit the Exhibitor Hall)
15:00 - 15:45p	Lunch
	Session 3: Ski up or shut up <i>Keener, Duquin</i>
15:45 - 15:52p	How I repair my tenotomy: VIDEO <i>Lapner</i>

THURSDAY, JANUARY 22 - ANATOMIC SHOULDER ARTHROPLASTY

15:52 - 15:59p	How I repair my sub scap in TSA: VIDEO	Sethi	
15:59 - 16:06p	How I repair my LTO: VIDEO	Joyce	
16:06 - 16:13p	Subscapularis Augmentation: For Real?	Moroder	
16:13 - 16:20p	How I Preserve the Subscapularis: VIDEO	Chalmers	
16:20 - 16:27p	My Way of Glenoid Exposure and Retractor Replacement: VIDEO	Jiang	
16:27 - 16:34p	Navigation for TSA: This is the evidence	Routman	
16:34 - 16:41p	Augmented Reality for TSA: Not Just for Precogs	Zumstein	
16:41 - 16:55p	Audience Discussion		
16:55 - 17:05p	Relive Surgery - Anatomic SA with short stem humerus and hybrid glenoid		Levine
17:05 - 17:30p	Panel 3: TSA Cases: Do or Do Not, There is No Try		Parsons
	Panelist: Werthel, Ricchetti, Levy, Klifto, Delaney		
17:30 - 17:45p	Break		
	Session 4: Triple Blacks and Trauma		Werthel, Zumstein
17:45 - 17:52p	Balancing Soft tissues in TSA: What I was told, and what I really do	Srikumaran	
17:52 - 17:59p	Radiomics: I know what it means, and so should you	Routman	
17:59 - 18:06p	RSA 4 Proximal humerus fractures: Tips & Tricks	Jiang	
18:06 - 18:13p	RSA 4 Fracture: Suturing the Tuberosities: VIDEO	Boileau	
18:13 - 18:20p	The Humerus in RSA for Fracture: The evidence for cementing versus pressfit	Higgs	
18:20 - 18:27p	RSA for Proximal Humerus Non-unions	Di Giacomo	
18:27 - 18:34p	Arthroplasty for Proximal Humerus Malunions: Trouble with the Curve	Yoo	
18:34 - 18:41p	Upcoming Research - Analysis of short humeral stems in RSA: How often is it in varus and does it matter?		Valenti
18:41 - 18:50p	Audience Discussion		
18:50 - 19:15p	Panel 4: Complex Trauma and Post-Traumatic Cases		Barlow
	Panelist: Lafosse, Tashjian, Di Giacomo, Lädermann, Levine		
19:15 - 20:15p	Exhibitors Reception		
20:15 - 22:00p	Industry Dinner		

FRIDAY, JANUARY 23 - REVERSE SHOULDER ARTHROPLASTY

6:00 - 6:30a	BREAKFAST
6:30 - 6:45a	Welcome Day 2
	Session 1: RSA Foundational Principles <i>Ricchetti, Chalmers</i>
6:45 - 6:52a	Defining lateralization/distalization: glenoid, humeral and global <i>Joyce</i>
6:52 - 6:59a	Can we use predicted premorbid anatomy to guide planning? <i>Werthel</i>
6:59 - 7:06a	Modifying RSA implant parameters and position based on diagnosis <i>Hsu</i>
7:06 - 7:13a	The importance of the rotator cuff in RSA <i>Frankle</i>
7:13 - 7:20a	What is the "anatomic RSA" and how do I find one? <i>Neyton</i>
7:20 - 7:27a	Shoulder function after RSA – The importance of the scapula? <i>Moroder</i>
7:27 - 7:34a	Strategies to maximize IR function after RSA <i>Lafosse</i>
7:34 - 7:41a	Patient factors affecting RSA outcomes - It's not just the shoulder <i>Srikumaran</i>
7:41 - 7:50a	Audience Discussion
7:50 - 8:15a	Panel 1: RSA - Everyday cases <i>Getz</i> <i>Panelist: Bishop, Barlow, Frankle, Lädermann, Athwal</i>
8:15 - 8:30a	Break
	Session 2: Implant Choices in 2026 <i>Frankle, Jawa</i>
8:30 - 8:37a	How I use software planning in 2026 <i>Delaney</i>
8:37 - 8:44a	Glenoid deformity: Virtual navigation is fire! <i>Zumstein</i>
8:44 - 8:51a	What can registry data teach us about RSA implant choices? <i>McBride</i>
8:51 - 8:58a	Bearing surfaces in RSA – Do they matter? <i>Wieser</i>
8:58 - 9:05a	Short-stemmed RSA humeral implants are the way to go <i>Duquin</i>
9:05 - 9:12a	I prefer standard length RSA humeral stems <i>Keener</i>
9:12 - 9:19a	Glenoid bone deformities in primary RSA: Augments are my workhorse <i>Sperling</i>
9:19 - 9:26a	BIORSA is the way to go! - Technique matters <i>Boileau</i>
9:26 - 9:35a	Audience Discussion
9:35 - 10:00a	Panel 2: RSA - Planning and Glenoid Deformity <i>Throckmorton</i> <i>Panelist: Delaney, Gillespie, Wieser, Cuff, Jawa</i>
10:00 - 10:07a	Upcoming research: TSA and the "new normal" <i>Levy</i>
10:07 - 10:14a	Upcoming Research: RSA vs TSA: Propensity matched outcomes <i>Jawa</i>
10:14 - 10:20a	Upcoming Research: Anatomic vs RSA for anatomic Indications <i>Lädermann</i>
10:20 - 10:30a	Relive surgery - Reverse with Shoulder iD patient matched baseplate <i>Keener</i>
10:30 - 11:00a	Break
11:00 - 11:30a	Industry Session #1: DePuy (30 MIN)
11:30 - 15:00p	Mid-day Break (Please check out our Sponsors Workshops and visit the Exhibitor Hall)
15:00 - 15:45p	Lunch
	Session 3: Complex Topics <i>Hsu, Routman</i>
15:45 - 15:52p	Can RSA alone restore external rotation when preop lag signs exist? <i>Zmistowski</i>
15:52 - 15:59p	RSA with tendon transfers for ER: Indications and results <i>Valenti</i>

FRIDAY, JANUARY 23 - REVERSE SHOULDER ARTHROPLASTY

15:59 - 16:06p	Should we repair the SSC in primary RSA: Does it really matter? <i>Lapner</i>
16:06 - 16:13p	Avoiding instability with primary RSA: This is how we do it <i>Sanchez</i>
16:13 - 16:20p	Sanchez advice ignored: How to revise the unstable reverse <i>Athwal</i>
16:20 - 16:27p	Custom metal baseplates in primary RSA: Defining indications and options in 2026 <i>Namdari</i>
16:27 - 16:34p	Executing a perfect RSA with glenoid deformity: PSI guides are my woobie <i>Warner</i>
16:34 - 16:41p	Stemless RSA: Biomechanical considerations and early results <i>Cuff</i>
16:41 - 16:50p	Audience Discussion
16:50 - 17:15p	Panel 3: RSA - Soft Tissue Considerations: Deltoid issues, lag signs, Instability <i>Nicholson</i> <i>Panelist: Yoo, Parsons, Jiang, Di Giacomo, Keener</i>
17:15 - 17:30p	Break
17:30 - 17:35p	Introduction - Presidential Address
17:35 - 17:55p	Presidential Address <i>Levine</i>
17:55 - 18:00p	Audience Discussion
	Session 4: Postop Complexities <i>Di Giacomo, Namdari</i>
18:00 - 18:07p	Anterior shoulder pain after RSA - Can we help these patients and how? <i>Tashjian</i>
18:07 - 18:14p	Acromial fractures: Risk factors and predicting clinical outcomes <i>Chalmers</i>
18:14 - 18:21p	The high risk acromial fracture patient - Preventative strategies and technique modifications <i>Higgs</i>
18:21 - 18:28p	ORIF of acromial stress fractures - My technique <i>Levy</i>
18:28 - 18:35p	Upcoming research: Machine learning on complications after RSA <i>Klifto</i>
18:35 - 18:40p	Audience Discussion
18:40 - 18:50p	Robert T. Burks Research Scholarship Presentation
18:50 - 19:10p	Panel 4: RSA looks pretty good to me but the patient is not happy <i>Gulotta</i> <i>Panelist: Yoo, Boileau, Sethi, Neyton, Moroder</i>
19:10 - 19:20p	Relive surgery - RSA with inset baseplate <i>Sethi</i>
19:20 - 19:30p	Custom baseplate with Medacta <i>Bell</i>
20:00 - 22:00p	Faculty Dinner
20:00 - 22:00p	Industry Dinner C

SATURDAY, JANUARY 24 - REVISION SHOULDER ARTHROPLASTY

6:00 - 6:30a	BREAKFAST
6:30 - 6:45a	Welcome Day 3
	Session 1: Revision Arthroplasty 101 <i>Neyton, Bell</i>
6:45 - 6:52a	Why implants are being revised in 2026? <i>Klifton</i>
6:52 - 6:59a	Planning, navigation and AI in revision arthroplasty <i>Routman</i>
6:59 - 7:13a	RELIVE Revision Planning (2 min each) <i>Bishop, Levy, Levine, Throckmorton, Parsons</i> <i>(will also present case)</i>
7:13 - 7:20a	The painful TSA/RSA that looks great on xray: Approach and workup <i>Delaney</i>
7:20 - 7:27a	Can I do a revision TSA or must everything be reversed? <i>Aleem</i>
7:27 - 7:34a	Convertible implants in Revision RSA: When to save and when to pull <i>Valenti</i>
7:34 - 7:38a	Show me your favorite technique to remove a well fixed baseplate, glenoid component <i>Getz</i>
7:38 - 7:42a	Show me your favorite technique to remove a well fixed humeral component <i>Jawa</i>
7:42 - 7:50a	Audience Discussion
7:50 - 8:15a	Panel 1: RSA - Revision Light - Let's get this thing started off easy <i>Levine</i> <i>Panelist: Gillespie, Bell, Itamura, Jiang, Lapner</i>
8:15 - 8:30a	Break
	Session 2: Managing the glenoid in revision arthroplasty <i>Levine, Warner</i>
8:30 - 8:37a	Classifying revision glenoid bone loss: How to do it and how it impacts treatment? <i>Zmistowski</i>
8:37 - 8:44a	When will an off the shelf implant work in a revision glenoid? <i>Atwan</i>
8:44 - 8:51a	Thinking off-piste – salvaging a failed arthroplasty with mismatched implants and altered baseplate positions <i>Frankle</i>
8:51 - 8:58a	Autograft reconstruction of the glenoid in revision RSA <i>Duquin</i>
8:58 - 9:05a	Revising the reverse: Tips, tricks and traps <i>Boileau</i>
9:05 - 9:12a	Too much glenoid bone loss for a single stage - what are the options? <i>Barlow</i>
9:12 - 9:19a	CASE and VIDEO - Custom revision glenoid baseplate with VRS Implant <i>Dines</i>
9:19 - 9:26a	CASE and VIDEO - Custom revision glenoid baseplate with Restore3D <i>Keener</i>
9:26 - 9:35a	Audience Discussion
9:35 - 10:00a	Panel 2: No bone, No problem: Addressing the Vanishing Glenoid in Revisions <i>McBride</i> <i>Panelist: Itamura, Neyton, Boileau, Warner</i>
10:00 - 10:14a	New and Evolving Unpublished Research
10:00 - 10:07a	Upcoming research: Reverse bearing in RSA - Does it work? <i>Werthel</i>
10:07 - 10:14a	Upcoming research: Biomechanics of scapula spine fractures <i>Di Giacomo</i>
10:14 - 10:24a	Relive surgery - Revision RSA -Blueprint Planning with Perform Baseplate and Fracture Stem <i>Tashjian</i>
10:24 - 10:34a	Relive surgery - Custom Baseplate with Promade <i>Ricchetti</i>
10:34 - 15:00p	Mid-day Break (Please check out our Sponsors Workshops and visit the Exhibitor Hall)

SATURDAY, JANUARY 24 - REVISION SHOULDER ARTHROPLASTY

15:00 - 15:45p	Lunch
	Session 3: Infection <i>Higgs, McBride</i>
15:45 - 15:52p	Big data – what does it tell us about infected replacements <i>Srikumaran</i>
15:52 - 15:59p	Not sure its Infected, here's my workup <i>Bell</i>
15:59 - 16:06p	Failing to prepare is preparing to fail – what I do and the data to support my preoperative, intraoperative and postoperative infection prevention strategies <i>Namdari</i>
16:06 - 16:13p	How do we define infection in 2026 after ICM 2.0 Istanbul? <i>Hsu</i>
16:13 - 16:20p	How do we treat infection after ICM 2.0? <i>Ricchetti</i>
16:20 - 16:34p	French- Swiss Battle Royale - Make your case and defend it! Two Stage vs One Stage
16:20 - 16:27p	Two-stage revision <i>Lädermann</i>
16:27 - 16:34p	Single-stage revision <i>Werthel</i>
16:34 - 16:41p	What's new with C. Acnes? <i>Chalmers</i>
16:41 - 16:50p	Audience Discussion
16:50 - 17:15p	Panel 3: Ugh, another infection.... <i>Levy</i> <i>Panelist: Athwal, Jiang, Wieser, Joyce, Sanchez, Sethi</i>
17:15 - 17:30p	Break
	Session 4: Managing the Humerus in Revision Arthroplasty <i>Levy, Lapner</i>
17:30 - 17:37p	Improving RSA stability – cerclage, tendon transfer, half pack of cigarettes and a full tank of gas, it's dark and we're wearing sunglasses... <i>Sanchez</i>
17:37 - 17:44p	How to manage the well-cemented stem that must go <i>Athwal</i>
17:44 - 17:51p	Soft tissue only revisions for poor rotation and elevation after RSA: The real deal or all hype <i>Lafosse</i>
17:51 - 17:58p	Allograft reconstruction of the glenoid in revisions RSA <i>Tashjian</i>
17:58 - 18:05p	How do we classify humeral bone loss and is it even helpful? <i>Gillespie</i>
18:05 - 18:12p	There is proximal humeral bone loss - Cement, bone or metal? <i>Higgs</i>
18:12 - 18:19p	How to perform an APC to optimize graft healing <i>Athwal</i>
18:19 - 18:25p	CASE and VIDEO - Proximal humeral replacement for revision humeral bone loss - Zimmer (4 min case; 2 min discussion) <i>Gulotta</i>
18:25 - 18:31p	CASE and VIDEO - Proximal humeral replacement for revision humeral bone loss - Exactech (4 min case; 2 min discussion) <i>Yoo</i>
18:31 - 18:37p	CASE and VIDEO - Proximal humeral replacement for revision humeral bone loss - Stryker (4 min case; 2 min discussion) <i>Nicholson</i>
18:37 - 18:44p	Periprosthetic humeral fractures – how do we classify them and how do we fix them? <i>Sanchez</i>
18:44 - 18:49p	Audience Discussion
18:49 - 19:14p	Panel 4: Did someone forget to include the humerus on those x-rays? <i>Higgs</i> <i>Panelist: Gulotta, Duquin, Jawa, Nicholson, Cuff</i>
19:14 - 19:24p	Audience Discussion
19:24 - 19:30p	Closing Remarks - End of Meeting <i>Athwal, Tashjian, Keener</i>

YOU'RE INVITED TO ATTEND WEDNESDAY, JANUARY 21ST WORKSHOP & DINNER

6:30p - 9:00p

Stryker

- **Eagles Nest**

Topic: Precision Solutions in RSA Mako Shoulder and Shoulder ID

Speakers: Dr. Joaquin Sanchez-Sotelo, Dr. Robert Z. Tashjian, Dr. Alex Aleem, Dr. Vahid Entezari

Description: Join us for an evening of expert-led case discussions focused on Mako Shoulder and Shoulder iD. This dinner program will feature insights and clinical perspectives from Dr. Robert Z. Tashjian, Dr. Alex Aleem, Dr. Joaquin Sanchez-Sotelo and Dr. Vahid Entezari.

Please scan this QR code and register to attend the event!



YOU'RE INVITED TO ATTEND THURSDAY, JANUARY 22ND WORKSHOP & LUNCH

12:30p - 2:00p

DePuy

- **Wasatch B**

Topic: INHANCE Shoulder System and INTACT Tissue Sparing Solutions

Speakers: Dr. Peter Chalmers, Dr. Derek Cuff, Dr. Andrew Jawa

Description: We invite you to attend this educational lunch meeting where we will discuss Tissue sparing approaches enabled by a modern shoulder system.

Please scan this QR code and register to attend the event!



YOU'RE INVITED TO ATTEND FRIDAY, JANUARY 23RD WORKSHOP & LUNCH

12:30p - 2:00p

Zimmer Biomet

- **Wasatch B**

Topic: Current Concepts in Shoulder Arthroplasty 2026

Speakers: Dr. Thomas Duquin, and Dr. William Levine

Description: Join Zimmer Biomet in a session that will focus on the newest techniques and implants to maximize bone preservation and optimize soft tissue tension in shoulder arthroplasty. Key techniques in pre-operative planning and intra-operative execution with Signature™ ONE Planner and Guides will be discussed. Surgeons will learn how to maximize glenoid bone preservation and improve fixation in anatomic and reverse arthroplasty with Alliance Glenoid and Comprehensive Augmented Baseplates. Participants will also gain insights on Zimmer Biomet's next generation stemless implant the Osseofit® Stemless Shoulder. New options for improving joint tensioning and range of motion through the use of the 135-degree stem for inset or onlay approaches with the Identity™ Shoulder System will be reviewed.

Please scan this QR code and register to attend the event!



WHISKEY, WINE, & CHEESE

THURSDAY, JANUARY 22ND
7:15PM to 8:15PM
In the Exhibitor Hall

PLEASE JOIN US FOR AN ENJOYABLE NIGHT
OF NETWORKING AND REFRESHMENTS

WHISKEY TASTING PROVIDED BY HIGH WEST DISTILLERY

*Exhibitor's
Reception*



ADVANCED SHOULDER ARTHROPLASTY COURSE 2026

Sponsored by
ASAP Seminars and the University of Utah
Department of Orthopaedics

With Special Thanks to Our Commercial Sponsors!

BLACK DIAMOND

stryker

GOLD

 DePuy Synthes

 SHOULDER
INNOVATIONS

SILVER

 advita
ORTHO

enovis™

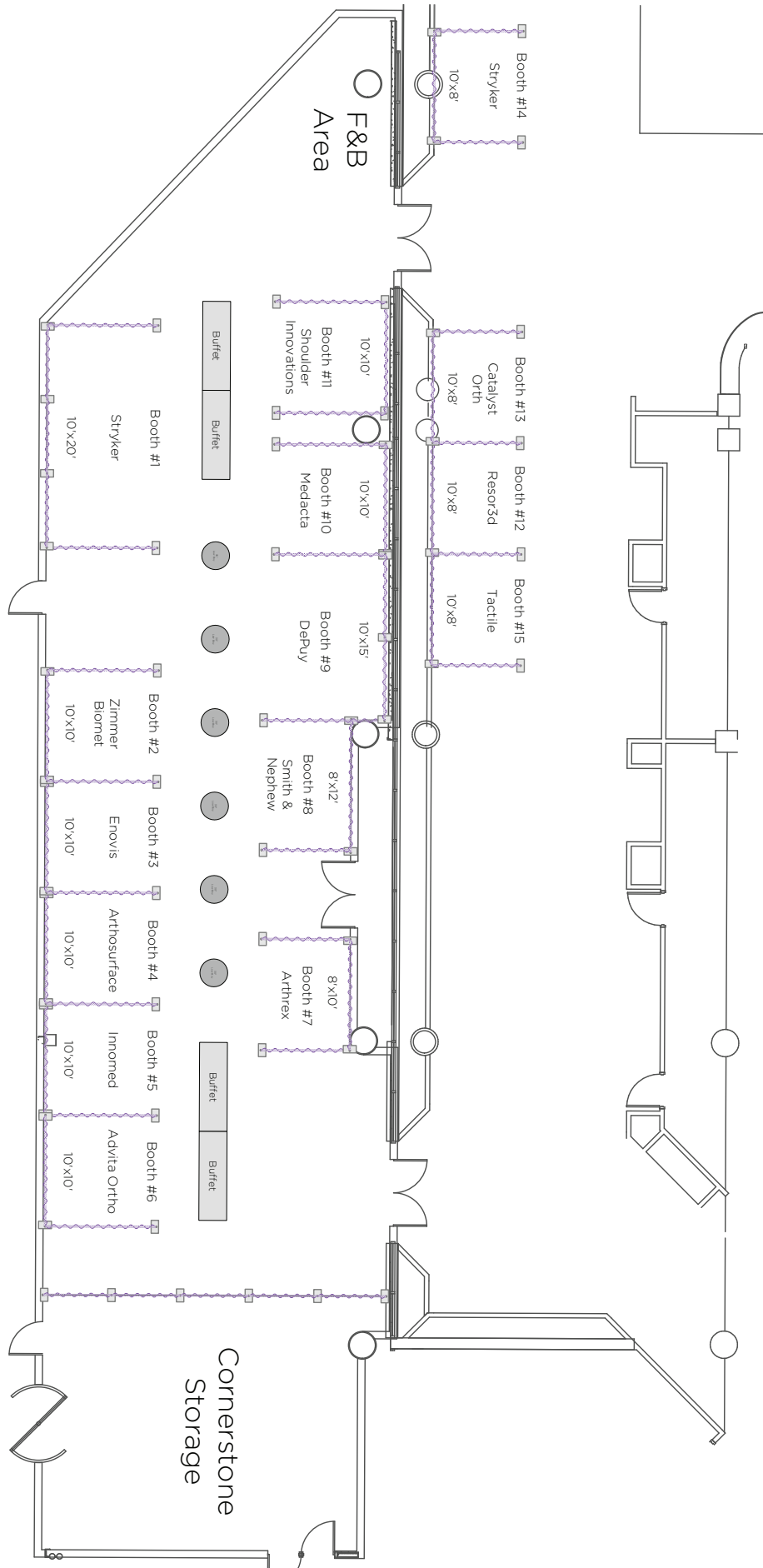
 edacta
International 

 ZIMMER BIOMET
Moving You Forward.™

ASAP EXHIBITORS AND BOOTHS

With Special Thanks to Our Exhibitors!

COMPANY	BOOTH #
Advita Ortho.....	6
Arthosurface.....	4
Arthrex.....	7
Catalyst Orth.....	13
DePuy.....	9
Enovis.....	3
Innomed.....	5
Medacta USA.....	10
Restor3d.....	12
Shoulder Innovations.....	11
Smith & Nephew.....	8
Stryker.....	1, 14
Tactile.....	15
Zimmer Biomet.....	2



stryker

Mako Shoulder

Purposefully **innovative**
Powerfully **integrated**

**Mako means more
for the shoulder.**

**Learn more
at booth #1**



Stryker Corporation or its divisions or other corporate affiliated entities own, use or have applied for the following trademarks or service marks: Mako, Stryker. All other trademarks are trademarks of their respective owners or holders.

Global ID: JR-MAKSH-AD-2760056 Copyright © 2025 Stryker



**Maximize ROM
while minimizing
complications post op.**

Humeral offset as a predictor of outcomes after reverse shoulder arthroplasty. Carrazana-Suarez, Luis F. et al. Journal of Shoulder and Elbow Surgery, Volume 31, Issue 6, S158 - S165
A comprehensive evaluation of the association of radiographic measures of lateralization on clinical outcomes following reverse total shoulder arthroplasty. Erickson, Brandon J. et al. Journal of Shoulder and Elbow Surgery, Volume 31, Issue 5, 963 - 970
Routman HD, Flurin PH, Wright TW, Zuckerman JD, Hamilton MA, Roche CP. Reverse Shoulder Arthroplasty Prosthesis Design Classification System. Bull Hosp Jt Dis (2013). 2015 Dec;73 Suppl 1:S5-14. PMID: 25631189.



**Stop by our table
to learn more.**

ANATOMIC FIT AND FIXATION, SIMPLIFIED.

OsseoFit® Stemless Shoulder

The anatomically shaped¹⁻³ left and right-side specific implant that is designed for stable initial⁴⁻⁶ and biological fixation^{7**} by optimizing anatomic humeral fit to provide a robust solution for stemless shoulder arthroplasty.



DISCOVER MORE AT
ZIMMERBIOMET.COM/OSSEOFIT

*Laboratory studies and animal studies are not necessarily indicative of clinical performance.
** OsseoFit was not clinically evaluated in this study.
1. Mueri, C., Sneathen, K., Parisi, R., Son, Y., Duquin, T. Characterization of the Asymmetric Bone Envelope of the Proximal Humeral Metaphysis for Stemless Shoulder Implants. ORS Orthopaedic Research Society 2025 Annual Meeting, Paper 1725, 2025 Feb 7-11; Phoenix, Arizona. 2. Son, Y., Mueri, C., Sneathen, K., Bowman, L., Parisi, R., Duquin, T. Optimizing Stemless Humeral Anchors: Asymmetrical Designs for Minimizing Cortical Bone Impingement while Maximizing Cancellous Bone Purchase. ORS Orthopaedic Research Society 2025 Annual Meeting, Paper No. 2051, 2025 Feb 7-11; Phoenix, Arizona. 3. ZRR WI 6743.24. Analysis of Potential Cortical Perforation for the OsseoFit Stemless Shoulder. Zimmer Biomet Internal Research Report on File. 4. Sneathen, K., Son, Y., Mueri, C., Bischoff, J. The Effect of Press-fit on Initial Stability in Stemless Shoulder Arthroplasty. ISTA International Society for Technology in Arthroplasty Annual Meeting, Podium Presentation, Abstract No.7588, 2022, Maui, Hawaii. 5. Sneathen, K., Mueri, C., Son, Y., Parisi, R., Duquin, T. The Effect of Geometric Design on Initial Stability of Stemless Shoulder Implants. ORS Orthopaedic Research Society 2025 Annual Meeting, Paper No. 1168, 2025 Feb 7-11; Phoenix, Arizona. 6. ZBTR, 30118, Anchor-Level Micromotion of the OsseoFit Stemless Shoulder with Application in Anatomic Total Shoulder Arthroplasty. Zimmer Biomet Internal Design Verification Report on File. 7. Gupta, G. Evaluation of Bony Ingrowth Implant Materials in an In Vivo Sheep Long Bone Defect Model 12-04/12-07, February 2013. 32Intended for healthcare professionals. For indications, contraindications, warnings, precautions, potential adverse effects and patient counseling information, see the Instructions for Use or contact your local representative, visit www.zimmerbiomet.com for additional product information. ©2025 Zimmer Biomet A0556-1-US-en- Issue Date: 2025-11

Looking for Stress Relief?



New!

Scapula Reconstruction System equinox



advita ORTHO
advita.com

Medacta
International

NAVIGATING GLENOID DEFORMITY WITH NEXTAR & GRS



enovis

PATIENT TAILORED BY DESIGN



ProMade images depict custom implants and serve as examples; actual implants may vary based on each customer's specific needs

Individual results may vary. Encore Medical, LP is a manufacturer of orthopedic implants and does not practice medicine. Only an orthopedic surgeon can determine what treatment is appropriate. The contents of this document do not constitute medical, legal, or any other type of professional advice. This material is intended for the sole use and benefit of the sales force and physicians affiliated with Enovis Corporation or any of its subsidiaries. It is not to be redistributed, duplicated, or disclosed without the express written consent of Enovis Corporation or any of its subsidiaries. For more information on risks, warnings, and possible adverse side effects refer to the Instructions for Use provided with the device.



1116 Fremont Ave
Salt Lake City, UT 84104
Contact: Evie Marengo
801-556-2560
mc_evie1@yahoo.com

1387 S 630 E
American Fork, UT 84003
Contact: Clint West
(801) 221-0099
sales@cornerstoneav.com

Rue Charles-Monnard 6
1003 Lausanne
Switzerland
Contact: Peter Gustavsson, CEO
peter.gustavsson@beemed.com
+41 75 432 75 29

4080 West Farm Road
West Jordan, UT 84088
Contact: Kim Raymer
(801) 716-4471
+41 75 432 75 29

NOTES

[illegible]

NOTES

This image shows a single sheet of white paper with horizontal ruling lines. The lines are evenly spaced and run across the width of the page. There are no margins, text, or other markings on the paper.

NOTES

[illegible]

